

OFFICIAL NEWSLETTER OF
DIVISION SIX OF THE
NORTH CENTRAL REGION
OF THE NATIONAL MODEL
RAILROAD ASSOCIATION

DIV 6 MEETINGS

Our Division 6 meetings are on the **THIRD** Friday of each month and our next Division 6 meeting will be on **FRIDAY, NOVEMBER 18, 2011**. The meeting will be held at the Civic Center Senior Center in Livonia, at 5 Mile and Farmington Roads. The meeting is from 7:30pm - 10pm.

MEMBERSHIP NEWS

We had one new member at the last meeting. Please welcome Nick and Marianne Nagrant, who heard about us from the Fall Show. We had another good turnout at the meeting, approx. 50 attended. To all Div 6 members, **WELCOME ABOARD!**

ON THE RAILS...

NOVEMBER 2011

YIPPIE! This is it! This is "OUR" month - November - National Model Railroading Month!! That is one of the reasons we do our annual FALL SHOW & WORKSHOP in November! And please, if you get a chance to promote our hobby to others, please do so!

Did you notice that model RRing was on TV recently on two different shows? On the "Big Bang Theory" the main character had bought an HO train set. This was not so flattering. The other was on NCIS as the medical examiner was working on a British locomotive! Sweet! I emailed CBS and asked that they expand on these themes if possible. I did not get a response. I tried! Another promotion is the annual "Bring a train to work" day. This is Friday, Nov 18th. If your boss will allow you, take a few trains to work and display them on your desk! They are great conversation starters - and that's what it's all about! Now, here's the rest of your Div 6 news-

DIV 6 WEBSITE

The Div 6 website is COOL! Check it out at- www.div6-ncr-nmra.com

DIVISION 6 BOARD OF DIRECTORS

Superintendent- Howard Andrews
734-728-4697 hwandrews@wowway.com
Asst. Superintendent- Mark Ellis
734-421-2673 emark@sbcglobal.net
Secretary- Ed Beamish
734-266-2301 nedbeam@provide.net
Treasurer- Larry Wolohon
734-454-4816
larrywolohon@comcast.net

OTHER PEOPLE WHO DO STUFF

Newsletter- Barry Hensel
734-397-5182 Barry76Lt@wowway.com
Clinics- Joe Bliss
734-453-1913 jfb1950@hotmail.com
Layout Tours- JC Paschal
248-624-0488
charliecatsrr@yahoo.com
History- Norm Logan
248-348-2473 nlogan114@wowway.com
Webmaster- Ed Beamish
734-266-2301 nedbeam@provide.net
Div 6 Fall Show- Mark Ellis
734-421-2673 emark@sbcglobal.net
Meeting Coffee- Walt Plentis
248-535-8063 wwp4343@comcast.net

DIV 6 REWARDS

REMEMBER- When you shop at either Nankin Store and tell them you're a Division 6 member, they will apply your purchase to the Division 6 Bonus Plan. When our bonus pot grows to \$400 we'll have \$20 we can use to purchase items for the Division.

DIV 6 FALL SHOW & WKSHP

The 2011 Div 6 FALL SHOW & WORKSHOP is Sunday, Nov 27th. Mark Ellis is show chairman, contact him to help!

BIG NEWS - the scouts program has taken off this year! We had over 65 responses, but we could only accept 36 scouts for merit badge program! We'll need at least 2 people to help with kit building with the Scouts. We also need several people to do specific displays that the Scouts must interact with. Contact Mark for the specifics! We also needed some more "blue box" kits for the Scouts - THANKS Bob McKibben for donating those!!! Lastly, we need tools for kit building with the Scouts, so if you can LOAN us some tools for the day - GREAT!

We have 22 people signed up so far - HELP! WE NEED MORE! Out of that 22, there are about 5-8 people that are doing items like ticket takers, food service, etc. While we do need them, **WE NEED MORE people to DO DISPLAYS!!** It IS the displays that make or break this event!

We are still looking for donations to the raffle - Items MUST BE NEW! Bring to the next meeting or even the day of the show!

The model contest has gotten "serious"! There will be Cash/gift card awards for the model and photo contests for first place in each category! Bring in your photos or models!

TV-radio and magazines all have been informed and we're listed on websites!

Walt needs help with Kitchen (looking for someone to take over the following year).

The yearly Sign-up sheet is in this newsletter. Please **FILL IT OUT** and bring it to the next meeting, or email-mail to Mark. Here's the pitch for YOU to do a display or demo...

A) By doing a demo/display you give the paying public something to see and learn from, which is our stated purpose!

B) By doing a demo/display you can get something done for your own layout!

C) By doing a demo/display you have fun for an afternoon with many friends!

D) By doing a demo/display you help make the show a success! What can be a display/demo? Painting figures, painting structures, building structures, building rolling stock, making trees, historical display on your prototype railroad, display of your model railroad; a portable layout, how to cast parts, how to do scenery, how to lay track, how to make benchwork, how to do basic wiring. Please realize that 90% of what you do at home can be demo'ed at the show! Let's get those forms filled out NOW! Get involved!

RAILROAD HISTORY

Norm was at the last meeting, and gave a History less by reading from Classic Trains magazine. Norm told us part of the story of Henry Ford and how FOMOCO took control of the DT&I. Henry Ford ran much of the railroad himself, as he saw it as wasteful at first. He cancelled union contracts and did other "big" things to try to bring it to profitability. Thanks Norm. Looking forward to another lesson soon.

MODELING INFO W/LARRY

LARRY's TIPS for this month were- Larry uses his NWSL rivet press- to press plastic wheels off of axles to get loose wheels to use as yard details. Larry also offered his solution to painting hand rails on locos without dismantling them. He uses 3x5 index cards behind as a shield, slide in and out!

We look forward to more questions and/or tips next month!

PRODUCT REVIEW

If you have a review item, see Howard before the meeting.

BILL'S TOOL TIME

Div 6 member Bill Deeter presents different tools and ideas. This month Bill showed us his version of the Micro-Mark extended ladder for working on your layout. Bill's was made from 3/4" plywood and a very nice foam pad. It attached to a 4' step ladder and rested on your layout surface. Bill's plan is to have bolts in the benchwork that would act as guides for the platform. These bolts would then be hidden by small buildings or scenic items that are removable. These bolts would also only be in areas of your layout where the extended reach is necessary. Nice work Bill, and I'm sure much less expensive than the metal one you can buy. Looking forward to another tool tip next month. THANKS Bill!

NMRA AWARD PRESENTED

Another Div 6 member received many more NMRA Awards at the meeting. The Awards presented were-

Master Builder structures; Model Author; Engineer-civil, Master Builder scenery, and Engineer-electrical!! Member Bill Neil received ALL of these!! Bill has 2 more awards to earn for his MMR - Master Model Railroader award! Congratulations to all of our recent award winners!!

DIV 6 MISC NEWS

Great Lakes Live Steamers are done running monthly. However there is the Holiday run on Dec 2-3 at Southgate location. The Halloween run had 2828 riders!

Wally announced that on Dec 3rd - Bluewater MI Chapter - NRHS is having their annual trip to Crossroads Village-Huckleberry railroad to ride the train and see the holiday lights. \$60 adults includes all travel and dinner. See website for details.

LAYOUT TOURS

JC does have some set for November and December! There are also MANY tours at the NCR convention, Nov 4-5-6! If you are interested in hosting a tour, please contact JC. **NEXT TOURS-** November 20th - Bill Neale's PRR and Pierre Willermet December 4th- Marty LaForte BN-SD, Dave Kuntz PRR & Barry Hensel Reading Lines

SHOW AND TELL

The subject for the last meeting was something scratch-built. Items shown were- HO his/hers outhouse; small house; large factory backdrop bldg; pvc tube silos; wood loading dock; sand house NYC; dwarf and mast signals; G scale bldg. based on HO DPM kit; trestle bents with jig; photo of house for hist soc layout; working platform for layout (micro-mart); wood truss bridge; puff-balls trees with scratch ground foam; bldg. done in 1960!; bldg. from magazine ad; small factory (Ham & Burger); On rock car; Sn3 bldg; flat car from 1960 MR; yard storage house; overhead crane; wiring harness for portable layout; bridge; O scale bldg. from own castings in plaster; N scale warehouse; GN hopper; vertical tank from tape tubing; wood house and a Signal tower.

Current Projects shown included-

Kitbashing loco (picture of real loco in magazine); Atlas RS1 for AARR; streetcar into city bus; kadee box car for MS; BWL PRR decapod; cattle pen kits; and a coal dump house for coke plant. We did have several members donate to the caboose, Thanks!

NEXT MEETING-- anything kitbashed - locos; cars, structures!

CLASSIFIED ADS

We are happy to place classified ads for Div 6 members. The cost is \$2 per ad! And don't forget our "Surplus Table" at every meeting where you can bring in items for sale.

CLINIC

This months' clinic was using CAD program for model railroading by Div 6 member Erik Hjelmberg.

Erik showed us how to use a cad system for designing your model railroad. CAD is computer aided design/drafting. It's easy to plan and make changes and can see your layout in 3D before you start building. Erik showed us the FREE Atlas track planning software - use version 8.0 (not 10). There is also one on google called SKETCH-UP. Another program is Inventer - which is a full cad program. Erik showed us a live demo on a laptop, showing track lines and benchwork. Xtrack-cad is another free shareware program. AutoCad is a common cad program and adult ed classes are available.

KUDOS to Erik, he's only 18 and doing clinics!! Great stuff!!

YIPPIE!! We have a Clinic Chairman again!! THANKS JOE BLISS for once again accepting this position.

WE ALWAYS NEED CLINICS for our meetings! If you are willing to do a clinic, please, e-mail or call Joe Bliss.

NEXT MEETING- Bruce Wolff on loco kitbash - FULL SIZE!!

CALENDAR OF EVENTS

Sunday, November 6, 2011-

Gratiot Valley Train Show & Sale
Gibraltar Trade Center of Mt. Clemens, Michigan 10 am to 4 pm
Admission \$6 ~ 12 & under FREE ~
Discount Coupon at www.gvrr.org

Sunday, November 20, 2011-

Lansing Model Railroad Club Train Show & Sale MSU Pavilion
10am to 4pm \$6 under 12 free.
Website- www.lmrc.org

Sunday, November 27, 2011- St.

Simon & Jude Toy Train Show
Westland, MI Noon to 4pm
\$2.00 per person, \$4.00 family,
\$15.00 early bird after 11:00 a.m.

Sunday, November 27, 2011-

NMRA-NCR-Div 6 Fall Model Railroad Show & Workshop

Livonia Senior Center Five Mile and Farmington Rds Livonia, MI
11am-4pm \$4 under 16 free! NOT a sale or swap meet!! Come and get

your model railroading questions answered. See demonstrations on all facets of model railroading. Hourly raffles for prizes and model contests. Snacks- refreshments available. Barrier Free building!

Website- www.div6-ncr-nmra.com

Saturday, December 3, 2011 -

Bluewater MI Chapter - NRHS annual trip to Crossroads Village-Huckleberry \$60 adults includes all travel and dinner. See website for details.



Daves Hobby & TV
Stop here for all your hobby needs

29026 Warren Rd Westland, MI 48185
734-422-4464

MERRI-SEVEN
Trains • Hobbies • Collectibles
19155 Merriman Rd.
Livonia, Michigan
48152


248-477-0550
Fax: 248-477-0770



Phone: (734) 722-5700
Fax: (734) 722-3620

Nankin Hardware & Hobby

35101 Ford Road
Westland, MI 48185



Phone: (248) 919-0040

Nankin Hobby

33350 W 9 Mile Rd
Farmington, MI 48336

Div 6 Annual Fall Show & Workshop Volunteer form

Please fill in the following and return to MARK ELLIS at the next meeting or mail it to-
30040 Lyndon Livonia, Mi 48154

You can also contact Mark at 734-421-2673 or email to- **emark@sbcglobal.net**

Name: _____ Phone Number: _____

EMAIL: _____

Volunteering to.... (circle as many as apply)

Set-up Take-down Food Admissions Raffle Display

Display: _____

Demonstrate: _____

Take Flyers to: _____

Other: _____

Number of tables needed (Based on a 6 foot table size) _____

Need Electric Yes No

Display working layout

Description: _____ Scale: _____

Minimum Size: ____ft X ____ft

Prefer Size: ____ft X ____ft

SUGGESTIONS FOR DISPLAYS.....

- | | | | |
|-------------------------|-----------------------|-------------------|----------------------------|
| *structure building | *kit-bashing | *detailing | *decaling/dry transfer |
| *railroad history | *people painting | *tree making | *scenery basics |
| *track laying basics | *benchwork basics | *DCC systems | *wiring basics |
| *rolling stock building | *layout planning | *photography | *computers in model rr'ing |
| *type of rolling stock | *types of locomotives | *different scales | *classic toy trains |

..... and YES, we can have more than one person doing the same demo!!!

DIVISION 6 LAYOUT TOURS

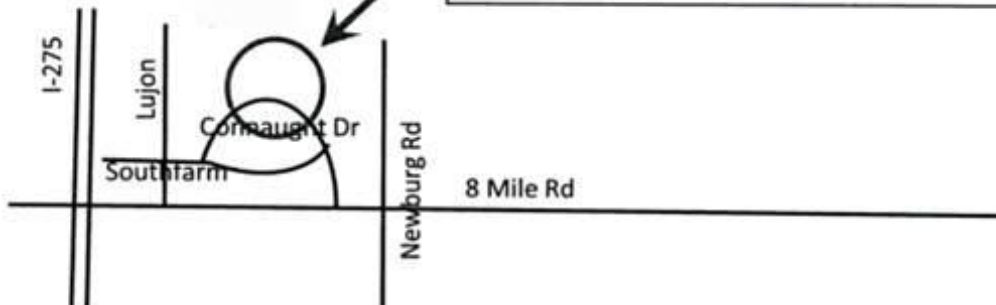
Sunday, November 20, 2011 1pm-4pm

Bill Neale
38126 Connaught Dr
Northville, Mich. 8168
Open: Sunday 1:00 - 4:00

HO Standard Gauge

An all steam layout of the Pennsylvania Railroad moving steel & coal over their Panhandle Division. Scenery is 60-70% completed and is controlled by a DCC System. Many scratch built or kit bashed structures. All equipment is weathered.

- Follow I-275 north to 8 Mile Rd, turn right (east)
- Follow 8 Mile Rd to Lujon, turn left (north)
- Follow Lujon to Southfarm, turn right (east)
- Turn left (north) onto Connaught Dr

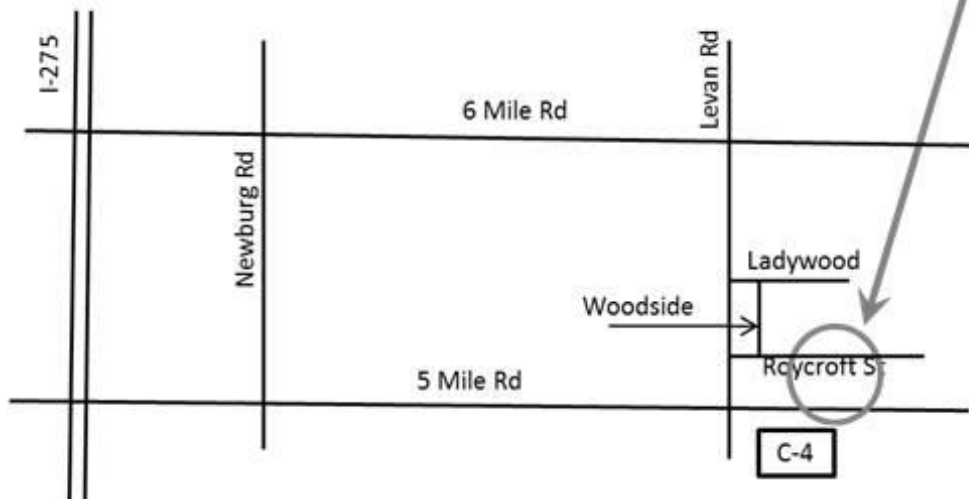


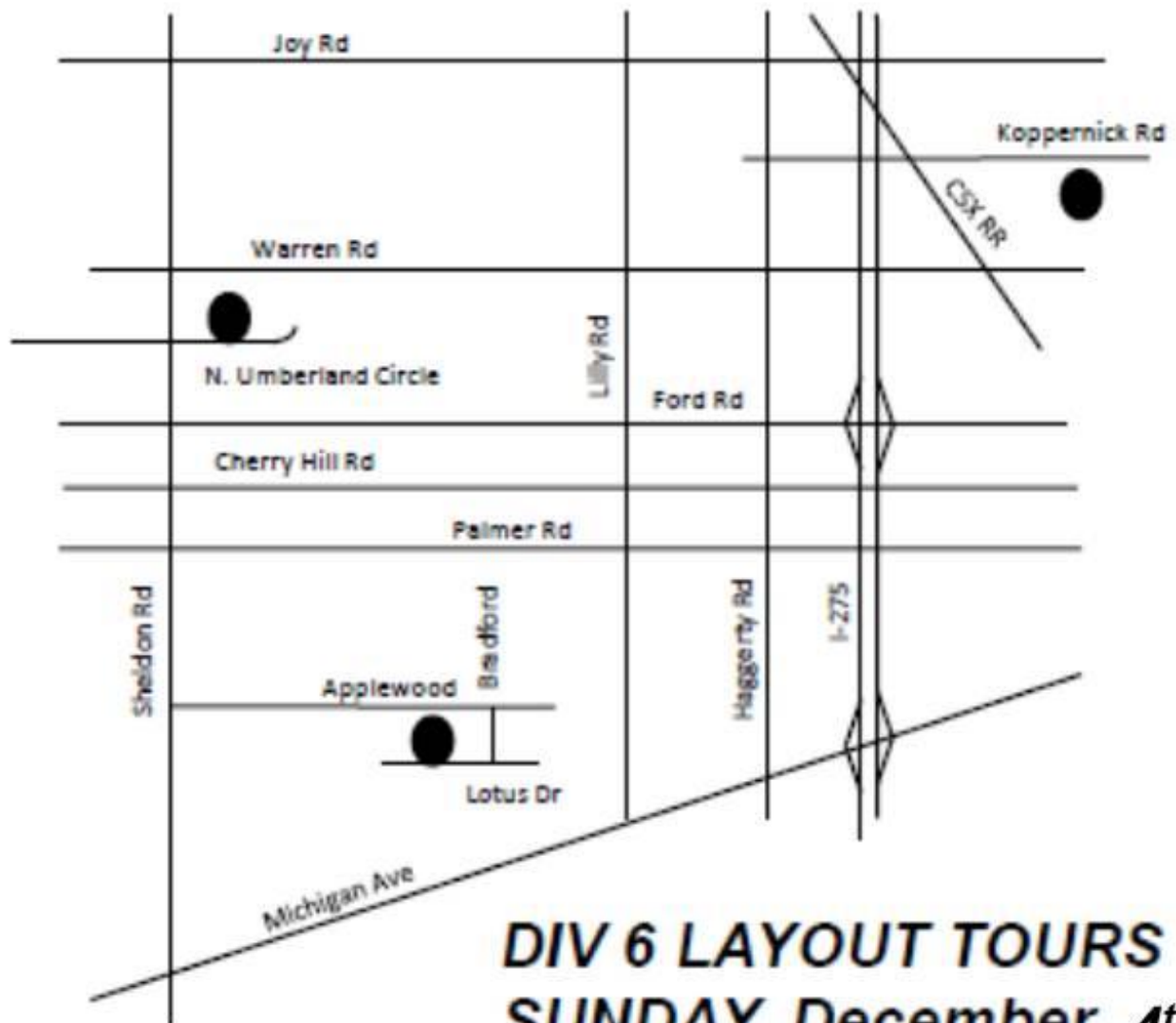
C-4
Pierre Willermet
36123 Roycroft
Livonia, Mich. 48154
Open: Sunday 1:00 - 5:00

HO Standard Gauge

Freelanced, Designed for operation, HO 20' x 25', scenery is 80% completed and controlled by CVP-DCC Radio throttles. Running on the system are many sound equipped steam and diesel locomotives!

- Follow 6 Mile Rd. (east) to Levan Rd.
- Turn right (south) onto Levan Rd.
- Follow Levan Rd. to Roycroft St
- Turn left (east) onto Roycroft St





DIV 6 LAYOUT TOURS SUNDAY, December 4th

<p>Marty LaForte 44370 N. Umberland Circle Canton, Mich. 48187 1pm – 5pm</p>	<p>HO Standard Gauge The Spartan Division of the Burlington Northern elected not to merge with Santa Fe in the 90's and operate in the current time period. The layout is a continuous operation with approximately 400' of mainline with all DDC operation and is 75% complete. It is based on the eastern area of Nebraska, and includes an interchange with Montana Link, docks at Seattle and the coal fields of the Power River Valley.</p>
<p>Barry Hensel 43842 Lotus Dr Canton, Mich. 48188 12 noon – 5pm</p>	<p>HO Standard Gauge The Reading Lines - Central Division - is set in 1970 and is completely operational. The RDG Lines is a 2 track mainline with continuous running and is operated with Rail Command DCC. Scenery is about 65% complete with basic scenery forms in place in other areas.</p>
<p>Dave Kunz 39665 Koppernick Rd Canton, Mich. 48187 12 noon – 6pm</p>	<p>O Standard Gauge and On30 The layout in the upstairs of a 40 x 72 climate controlled barn and models the Pennsylvania Railroad Middle Division in the year 1955. It is 2 rail hand laid tracks and ties. Also includes an extensive On30 railroad.</p>